

CampS: How to Read an Advisee Undergraduate Degree Audit - GE

Last Modified on 02/21/2018 12:50 pm CST

This document describes how to read a degree audit for a student enrolled in an undergraduate program on the 2015 catalog or older. If you are advising a student on the 2016 or newer catalog, refer to [CampS: How to Read an Advisee Undergraduate Degree Audit - LE](#) . If you are advising a graduate student, refer to [How to Read an Advisee Graduate Degree Audit](#).

A degree audit lists of all the requirements needed to graduate, and shows which ones are satisfied.

CAUTION: Requirements vary by degree and major, so make sure the major and degree (B.A. or B.S., for example) is correct.

Contents:


- [Request a Degree Audit](#)
- [Use the PDF Version](#)
- [Organization of the Degree Audit](#)
 - [University Wide Requirements](#)
 - [General Education Requirements](#)
 - [Admission to Program Information, if applicable](#)
 - [Major, Minor and/or Certificate Requirements](#)
- [Requesting a What-If Degree Audit](#)
- [Planning Audit](#)
- [Online Version](#)
 - [Opening and Closing Requirement Groups](#)
 - [Only 10 Courses Show Up](#)

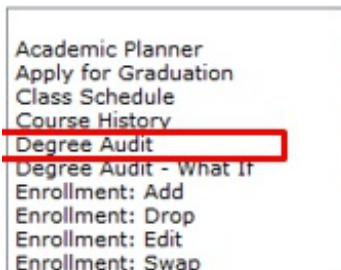
- [Interactive Features](#)

Request a Degree Audit

1. Log in to MyBlugold CampS.
2. Click **Self Service**.
3. Click **Advisor Center**
4. Click **My Advisees**
5. Click on the **View Student Details** link for the student in question.
6. Under *Academics*, click the **other academic...** drop down list.



7. Select **Degree Audit** and click the **go** button  .



Use the PDF Version

The degree audit can be viewed as an interactive online degree audit or as a PDF. The PDF contains information that is not visible on the online version. Use the PDF whenever possible.

When the degree audit comes up, click [view report as pdf](#) and wait about 30 seconds for the report (you may need to disable your pop up blocker first).

Check the college, majors and minors on the top of the report. If these are not correct,

you can request a “what-if” degree audit—see below.

Organization of the Degree Audit

The first column of the degree audit is a set of reminders about the degree audit. In-progress courses will be treated as if they are complete. A requirement with in-progress courses may appear as completed, even the course is not finished.

The reminders are followed by a summary of courses, showing completed and in progress courses in various categories.

NOTE: The degree audit stops counting when there are enough credits to fulfill a requirement. General education requirements include 9 credits of social science. If a student has 15 credits in social science, only 9 credits will appear under the GE-III social science requirement. The only way to see the additional courses is through the course summary at the top.

After the course summary, the degree audit will list all requirements in requirement groups.

- If one or more of the requirements within a group is not complete, you will see red:

*** ~~~UNIVERSITY REQUIREMENTS~~~**

Overall Requirement Not Satisfied: UNIVERSITY REQUIREMENTS - COLLEGE OF ARTS & SCIENCES (RG-11364)

- Individual requirements that are not complete look like this:

*** → Upper Division Credits**

Not Satisfied: Upper Division Credits - 39.00 Credits Required (LN-010)
· Units: 39.00 required, 0.00 taken, 39.00 needed

- Completed requirements look like this:

****UNIVERSITY GRADE POINT REQUIREMENTS****

Satisfied: UNIVERSITY GRADE POINT REQUIREMENTS (RQ-11151)

The degree audit is organized from the most general to the most specific requirements.

University Wide Requirements:

- Physical activity and wellness theory
- Total credits (120 needed to graduate)
- Resident and total G.P.A. (Minimum of 2.00)
- Upper division (39 needed)
- Residence Requirement
- Service Learning
- Foreign language/foreign culture requirement (some plans required foreign language)
- Math competency requirement
- English competency requirement
- Cultural diversity requirement

General Education Requirements:

These requirements vary by college, degree and major. There are requirements for minimum and maximum credits in each category and for a total number of GE credits. It takes two different General Education Requirement groups to check for everything.

- A group checks for the total number of GE credits required, with a minimum AND MAXIMUM number of credits in each category.

NOTE: Taking only the minimum credits in each category will NOT give you enough to satisfy this requirement.

~~~GENERAL EDUCATION - MAXIMUM CREDITS EACH CATEGORY~~~

Satisfied: GENERAL EDUCATION - 39.00 CREDITS REQUIRED. MAXIMUM credits apply to each category. ****Earning the minimum credits in each category will not satisfy this requirement.**** (RG-11208)

- A second group checks for the total credits required with a maximum of 10 credits

from any one prefix. This group may disappear from the degree audit when satisfied.

*** ~~~GENERAL EDUCATION PREFIX LIMIT - MAXIMUM
10.00 CREDITS FROM ANY PREFIX~~~**

Not Satisfied: GENERAL EDUCATION PREFIX LIMIT - 39.00 TOTAL CREDITS
REQUIRED, MAXIMUM 10.00 CREDITS FROM ANY COURSE PREFIX Cross Listed Courses
Counted with Home Department Prefix (RG-11203)
- Units: 24.00 taken

Admission to Program Information, if applicable

Major and Minor Requirements

Requesting a What-If Degree Audit

1. Choose ***Degree Audit – What If*** from the drop down menu under *other academics....*
2. Click **Create New Report.**
3. Select *Catalog Year* – only catalogs available to the student will show as options.

Institution	Career	Catalog Year
UW-Eau Claire	Undergraduate	2013-14 Fall Semester

4. Under *Academic Program*, select the college.
5. A list of “plans” or majors available to students in this college will appear. Click on **Description** and the plans will be in alphabetical order. Choose one.

Academic Program	What If Plan	Description
Educ & Human Sci - Undergrad	060057PRE	Music, Instrum/Gen Tch PRE
	NONE	

6. If you would like to pick a minor or second program, click on the second

magnifying glass.

7. Click **Submit Request**.

8. Click **View report as pdf**.

Planning Audit

Students can also use the degree audit to help plan their four years here. Students only (not advisors) click **Plan** in student center to add courses and to run a planner degree audit. For details, check [CampS: How to Read Your Undergraduate Degree](#)

WARNING: students MUST remove courses from the planner when registered for the course. If not, the planner audit will not be accurate.


It is not possible to do a “what if” planner degree audit.

Online Version

If you must for some reason use the online version, keep these things in mind. The following icons are used:

 Taken  In progress

I. Opening and Closing Requirement Groups

When you first open a degree audit, any requirement that has been completed will be collapsed; you will not be able to see the courses used to fulfill the requirement. You can open or close requirement groups by clicking on the **green arrows** .

[Reason #1 to use the PDF – you can inadvertently close something in the online version and THINK it is satisfied when it is not.]

TIPS:

- Click on **Collapse All** when you first open your audit. This will allow you to see

your college and major. CHECK THIS TO SEE IF IT IS ACCURATE. If it isn't, request a "what if" degree audit—see above. Student should also change your major by going to the department your desired major is in.

- Open one requirement group at a time. This will make the degree audit seem less overwhelming.

Within most requirement groups there are many individual requirements. These will also be collapsed if they have been met. To see what courses are being used for the requirement, click the **arrows** to open the requirement.



II. Only 10 Courses Show Up

Only 10 courses will show in any list. You must click **View All** to see all of the courses.

Course	Description	Units	When	Grade	Status
MUSI 154	APPLIED VIOLIN	1.00	2014-15 Fall Semester	IN	◆
MUSI 155	APPLIED VIOLA	1.00 - 4.00	Fall, Spring		
MUSI 156	APPLIED CELLO	1.00 - 4.00	Fall, Spring		
MUSI 157	APPLD DOUBLE BASS	1.00 - 4.00	Fall, Spring		
MUSI 158	APPLIED FLUTE	1.00 - 4.00	Fall, Spring		
MUSI 159	APPLIED OBOE	1.00 - 4.00	Fall, Spring		
MUSI 160	APPLIED CLARINET	1.00 - 4.00	Fall, Spring		
MUSI 161	APPLIED BASSOON	1.00 - 4.00	Fall, Spring		
MUSI 162	APPLIED SAXOPHONE	1.00 - 4.00	Fall, Spring		
MUSI 163	APPLIED TRUMPET	1.00 - 4.00	Fall, Spring		

[View All](#) | [First](#) | [1-10 of 15](#) | [Last](#)

[Reason #2 to use the pdf. On the online version you may THINK you have taken all required courses if you have taken 10 but more are required.]

III. Interactive Features

If a requirement is met by a limited number of courses, the degree audit will give you a list of possibilities. You can then:

- Click on the course title hyperlink to get to the catalog description.
 - If the class schedule is available, you can choose a section of the course that you want and put it in your shopping cart.
-