

# Athena Locations: Editing a Location: Content Tab

Last Modified on 04/19/2022 5:27 pm CDT

*NOTE: If you do not see this option in the menu, you do not have [permissions to this area](#). Contact the Help Desk if you think you should have access but do not.*

*NOTE: If you are looking to activate or deactivate an already created item [click here](#).*

This article is used for editing the Content tab of a Location in the Location app in Athena.

1. Edit the *Name* of the location as desired.

*NOTE: If the location is inside a building, the Name field should be set to inherit from its parent by using the building and room number tokens. Snippet: `[ :bldg: ] [ :room: ]`*

The screenshot shows the 'Edit Location: Centennial Hall 4710' interface in the Athena system. The 'Content' tab is active. A tip box states: "Tip: On certain marked fields, you can use tokens as placeholders for other fields. For example, using the token [abbr:] in the Name field will replace that token with the abbreviation field when saved, so that "[abbr:] 130" could become "S 130."". The form fields are: Name (Centennial Hall 4710), Common Name (CEN 4710), Abbreviation (CEN, with a checked 'Inherit value: CEN' option), Building (Centennial Hall), Room Number (4710), and Description (empty).

2. Edit the *Common Name* of the location as desired.

*NOTE: The Common Name acts as a nickname for a location (i.e. Dakota Ballroom or Towers). This field is optional and is often left blank.*

3. Edit the *Abbreviation* of the location as desired.

*NOTE: This field should almost always be set to inherit. The abbreviation is the abbreviated form of the parent location that is entered when first adding the location to Athena.*

4. Edit the *Building* as needed.

*NOTE: This field should almost always be set to inherit, except when the location is a building itself.*

5. Edit the *Room Number* of the location as desired.

*NOTE: The Room Number should only contain the numbers of a room followed by any letters for that specific office or space (e.g. 130E). What is entered here can be used as the [ :room: ] token.*

6. Edit the *Description* of the location as desired.

Coordinates

<b>Latitude</b> 44.798361 <input checked="" type="checkbox"/> Inherit value: 44.798361	<b>Longitude</b> -91.498972 <input checked="" type="checkbox"/> Inherit value: -91.498972
--	---

Contact Info

Phone



Fax

Email

Link / Page

Link URL

Please include http:// or https://. This link should point to the web page that serves as the primary place of information for this location.

-OR- Page   

Link to an Athena page instead of a URL. If specified, this will override the link URL.



7. Edit the *Latitude* and *Longitude* as desired.

*NOTE: If the location does not have a physical street address, such as a landmark like The Sprites, you can provide latitudinal and longitudinal coordinates to help with Google Maps-style navigation. [Learn how to find the coordinates of a place using Google Maps](#)*

8. Edit the *Phone*, *Fax*, and *Email* as desired.

*NOTE: The phone, fax, and email should normally be [added to the Unit via the Info tab](#), except where the location phone number, fax, and email needs to be more specific than the Unit would allow.*

Media

Primary Image  

Inherit from parent location

This is the image that will be used to represent the location wherever a photo is required. This is separate from the Images tab, which is intended to store a collection of photos.

Types

Location Types	Selected Items
<input type="text" value="Search.."/>	
Building	<input checked="" type="checkbox"/> Office
Campus	
Classroom	
Commons	
Computer Lab	
Conference	
Department	
Field	
Gender Neutral	

9. Edit the *Link URL* (legacy) or *Page* (preferred) as desired.
  10. Edit the *Primary Image*
- NOTE: Add a primary image that can be associated with the location. This image will be used to represent the location wherever a photo is required. This is separate from the images tab.*
11. Select the appropriate *Location Types*.
- NOTE: It is important to select the appropriate location type (i.e. for Schofield Hall, select the "Building" type; for Schofield 130, select the "Office" type).*
12. Click **Save**.
  13. Proceed to the [Relationships tab](#).

**Still need help?**

If you have questions related to this article, please contact the LTS Help Desk at [715-836-5711](tel:715-836-5711) or [helpdesk@uwec.edu](mailto:helpdesk@uwec.edu).

---