

macOS: macOS Software Update

Last Modified on 05/12/2023 2:14 pm CDT

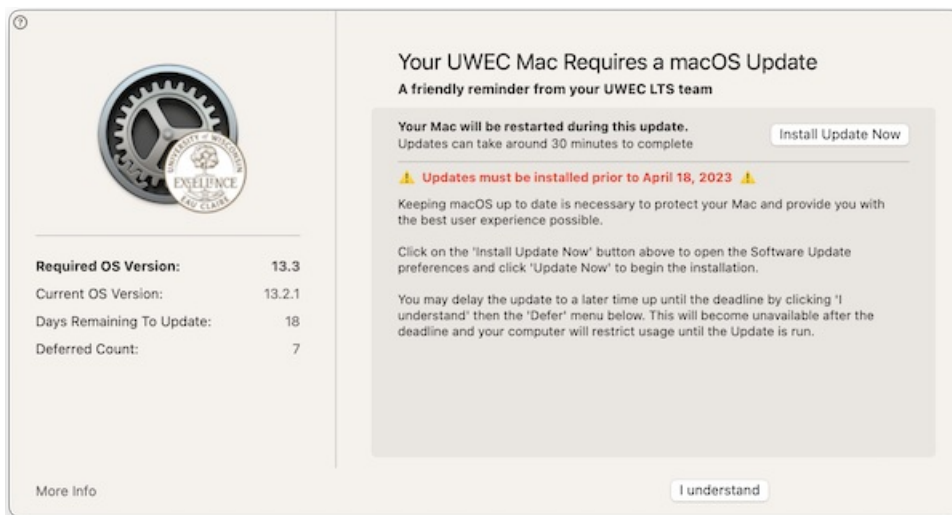
Contents:

- [UWEC macOS Update Notification](#)
- [Apple's macOS Update/Upgrade Process via System Settings](#)
- [Apple's macOS Update Process from Mass Action](#)
- [Apple's macOS Rapid Security Response](#)

UWEC macOS Update Notifications

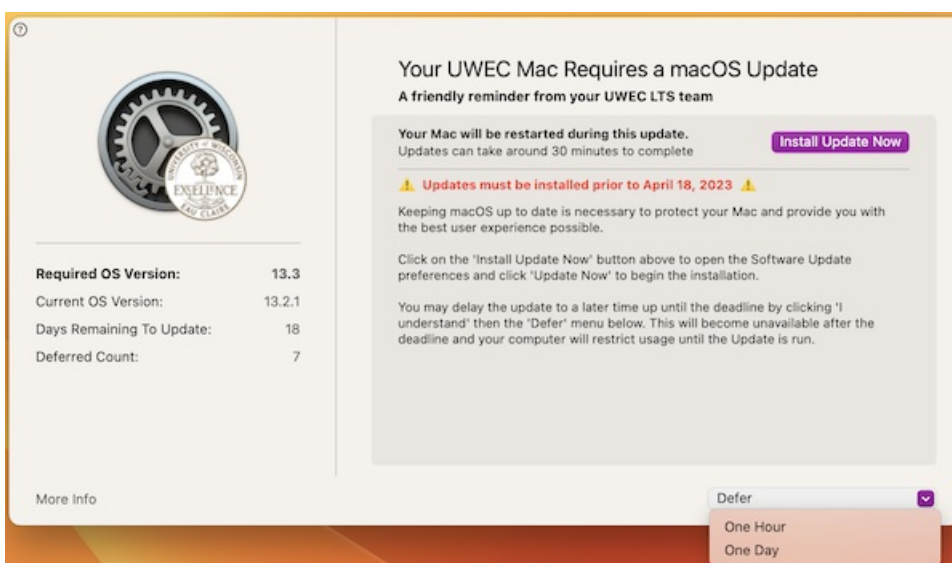
Apple releases Updates and major Upgrades for macOS and makes them available within System Settings for users to install. Running Updates through System Settings is the preferred method for Updates and Upgrades. LTS has implemented a new notification system to encourage users of UWEC owned machines to initiate macOS security updates at a time that is convenient before the deadline.

[UW System Administrative Procedure 1042.A](#) requires security vulnerability and patch management processes for all UW systems. While this can be disruptive to users, these processes are required to protect UWEC owned computer systems and data. The notification window is designed to be informative and provide users with clear instructions and expectations and will only appear when an update is required. Key information on the notification window is the required OS version for update, current OS version, number of days left until updates must be installed, and the number of times a user has deferred the update and acknowledged the window.



The following buttons and controls are available within the notification window.

- **Install Update Now:** This will launch the macOS Software Update settings from within System Settings where you will be able to select Update Now to begin installation immediately. [More information on this process below.](#)
- **I understand:** This is an acknowledgment that you understand the expectation to update and will make several deferral options available.
- **More info:** This is a link to this KnowledgeBase article.
- **?:** Provides information about your username, computer name, and the version of this application.
- **Defer:** Once you select **I understand** you will be presented with the options to defer for **One Hour** or **One Day**. You may continue to defer up until the deadline.



As the deadline for the macOS update approaches, the behavior of this window will change. There

are three important time windows to consider.

- **Normal:** You will have the option to defer for One Hour or One Day. If you do not select anything, the window will move to the front every 100 minutes.
- **Imminent:** During the final 24 hours, only the One Hour defer option is available and if the window is not deferred or the Install Update Now button selected, the window will move to the forefront every ten minutes.
- **Past Due:** The window will go into a persistent mode during which all active windows are hidden when this window is active and will come to the forefront every 5 minutes. Defer options are no longer available.

Apple's macOS Update/Upgrade Process via System Settings

Apple will release updates and major upgrades for macOS and make them available within System Settings for users to install. Updates through System Settings is the preferred method for updating and upgrades and proceeds more quickly than other update methods. If you are prompted that an update is available or would like to check to see if updates are available for your computer, please click the Apple symbol in the top left of your screen and select System Settings.



Once System Settings opens, select **General** in the left hand column and then **Software Update**. Your computer will contact Apple to determine if updates are available. If updates are available, you will be presented with an option to **Update Now**. If you don't see an update listed but you know one should be available, please restart your computer and check again in **Software**

Update.

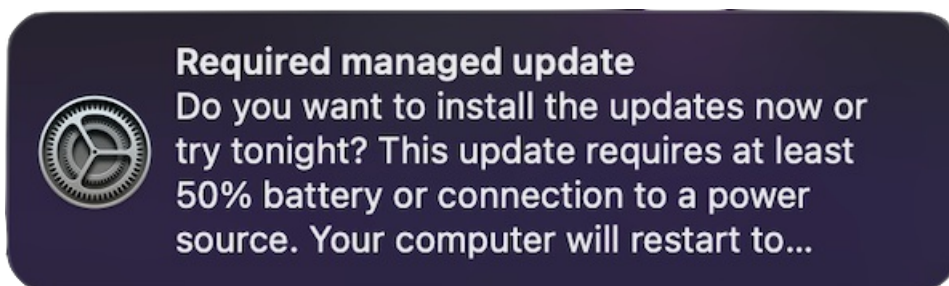
If you are prompted for an administrative account after proceeding, please first try your normal UWEC credentials as the wording on the Apple message is inaccurate. Please contact the LTS Help Desk if you need further guidance.

The update may reboot the computer several times. During that process, you should see the Apple logo and a progress bar with the estimated time remaining. Please note that this estimate may not be accurate and will likely take less time to complete.

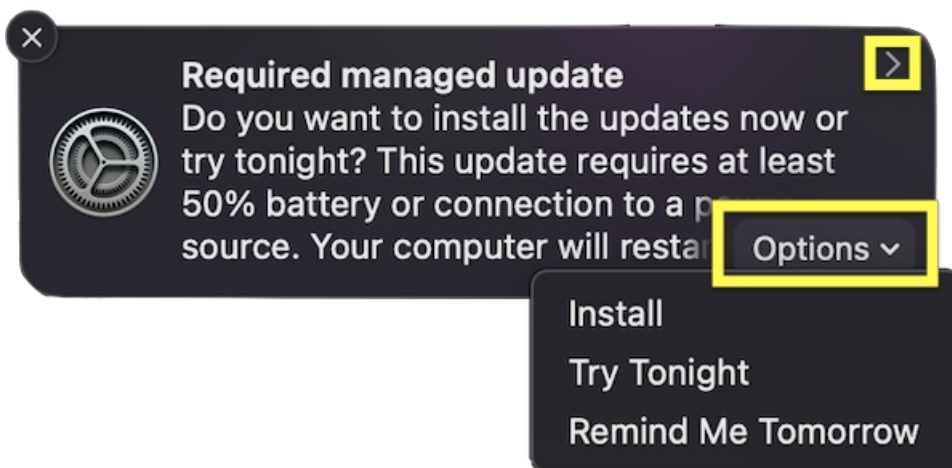
Once your computer has returned to the login window, you may login and use it normally.

Apple's macOS Update or Upgrade Process from Mass Action

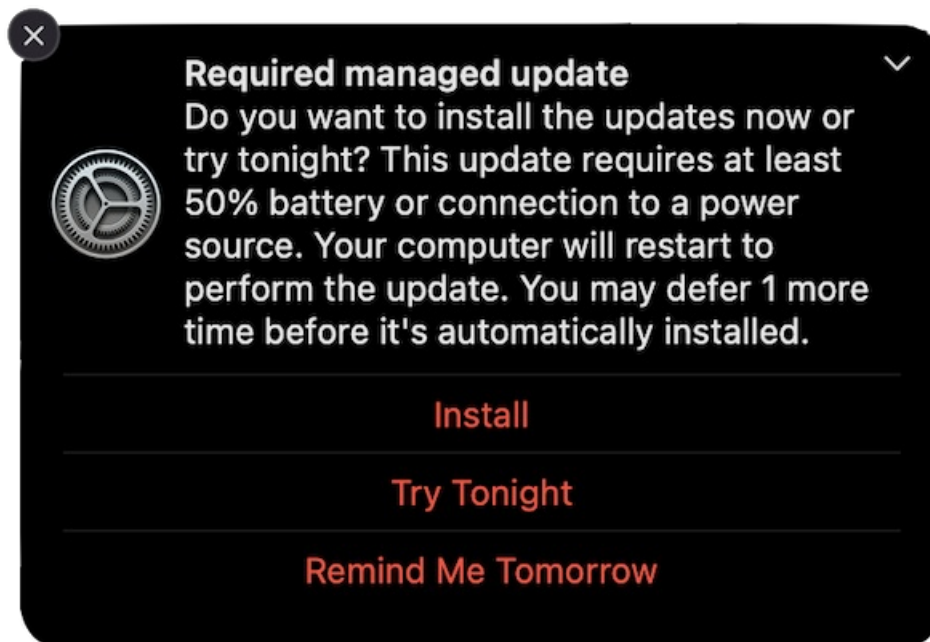
Periodically, Apple will release updates and Upgrades for the macOS which LTS will then distribute to University Macintosh computers. When these updates are ready to be installed on your computer, you will be prompted with the following message in the top right area of the desktop next to the normal macOS notifications:



Carefully move the mouse indicator over the message without clicking the message itself. Clicking the message will cause it to disappear until tomorrow and is equivalent to deferring. When mousing over the message an expansion button with a right arrow icon should appear as well as an Options button.



If proceeding with the update process is inconvenient at the time when the prompt appears, you may defer the update process for up to 7 days by selecting **Remind Me Tomorrow**. After 7 days has elapsed, the update will become required and you won't be able to defer the update process further.



If you're ready to proceed with the updates, click the **Install** or **Try Tonight** option. Laptop computers should be plugged into power before continuing and should remain plugged in while the updates are applied.

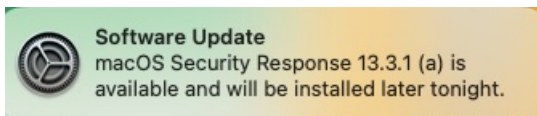
At this point, the update may reboot the computer several times. During that process, you should see the Apple logo and a progress bar with the estimated time remaining. Please note that this estimate may not be accurate and will likely take less time to complete.

Once your computer has returned to the login window, you may login and use it normally. Please be aware that some updates have an additional process that runs after login and you may see an additional Apple progress bar before the computer fully signs in. Normally that second process and window take less than 10 minutes.

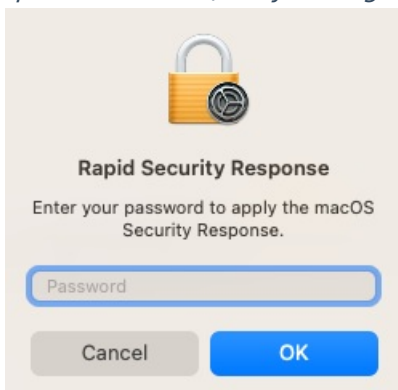
Apple's macOS Rapid Security Response

Periodically, Apple will release a Rapid Security Response for the macOS. Computer users will be directly alerted for these updates. Apple's intention with these are to patch vulnerabilities when discovered but before a minor OS can be released. The details of what is being patched is also not made immediately public. While some Rapid Security Responses may not require a restart, they are from a trusted source and should be applied right away.

macOS Notification



Update Window (use your regular account information)



*Pending Update in System Settings, please **Restart***

