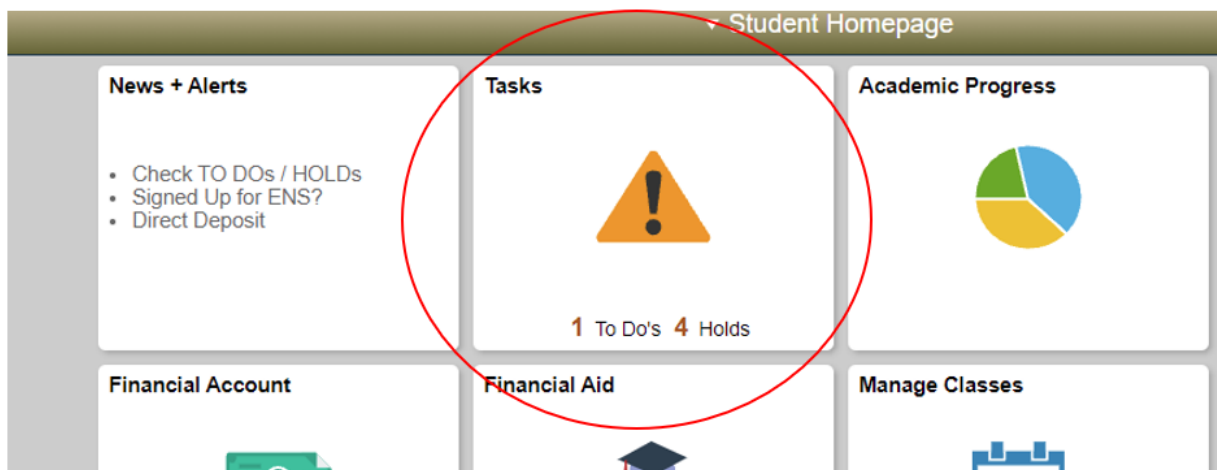


CampS: Verifying Contact Information

Last Modified on 10/12/2021 4:24 pm CDT

Every fall and spring semester students will be required to verify their contact information before they will be allowed to enroll. A hold that prevents registration will clear as soon as the To Do List item has been completed. *MyBlugold CampS* has your To Do List and also a list of your Holds. Below are the steps to completing the Verify Contact Information To Do List.

Log into CampS and select the Tasks tile.



Select the Verify Contact Information task from the list.

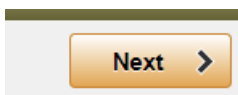
To Do List

Task	Due Date	Status
Verify Contact Information		In Progress

There are five steps to completing this task. They are listed on the left navigation.

1	Introduction Visited
2	Email/Phone Not Started
3	Addresses Not Started
4	Emergency Contacts Not Started
5	Complete Task Not Started

On Step 1: Introduction, look for the Next button to move to the next item in the to do list.

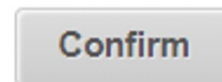
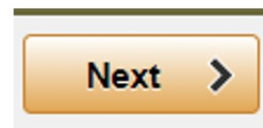


Use the Confirm button and then the Next button to move to the next step.

To edit any item list select that row, make changes, then Save

First Confirm and then hit Next to move to the next step.

|



When steps 2, 3, and 4 have been confirmed complete the task using the Finish button.



Questions?

Please contact Blugold Central with any questions you may have:

blugoldcentral@uwec.edu

715-836-3000
